



Buy it for looks. Buy it for life.®

There is more than 1 version of this model.
Page down to identify the version you have.

DESCRIPTION

- Metal construction with various finishes identified by suffix
- Flexible supplies with 3/8" compression fittings
- Includes metal pop-up waste assembly
- Includes optional 3 hole deck plate (escutcheon)

OPERATION

- Lever style handle
- Temperature controlled by 100° arc of handle travel


FLOW

- Flow is limited to 1.5 gpm max (5.7L/min) at 60 psi

CARTRIDGE

- 1255™ Duralast™ cartridge

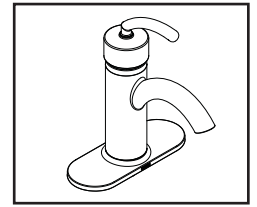
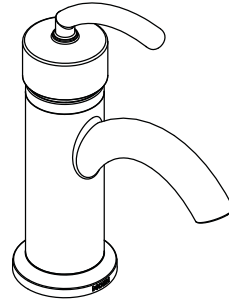
STANDARDS

- Third party certified to WaterSense®, CSA B-125.1, ASME A112.18.1, NSF61/9 and all applicable requirements referenced therein
- Complies with California Proposition 65 and with the Federal Safe Drinking Water Act
- ADA  for lever handle

WARRANTY

- Lifetime limited warranty against leaks, drips and finish defects to the original consumer purchaser
- 5 year warranty if used in commercial installations

Specifications

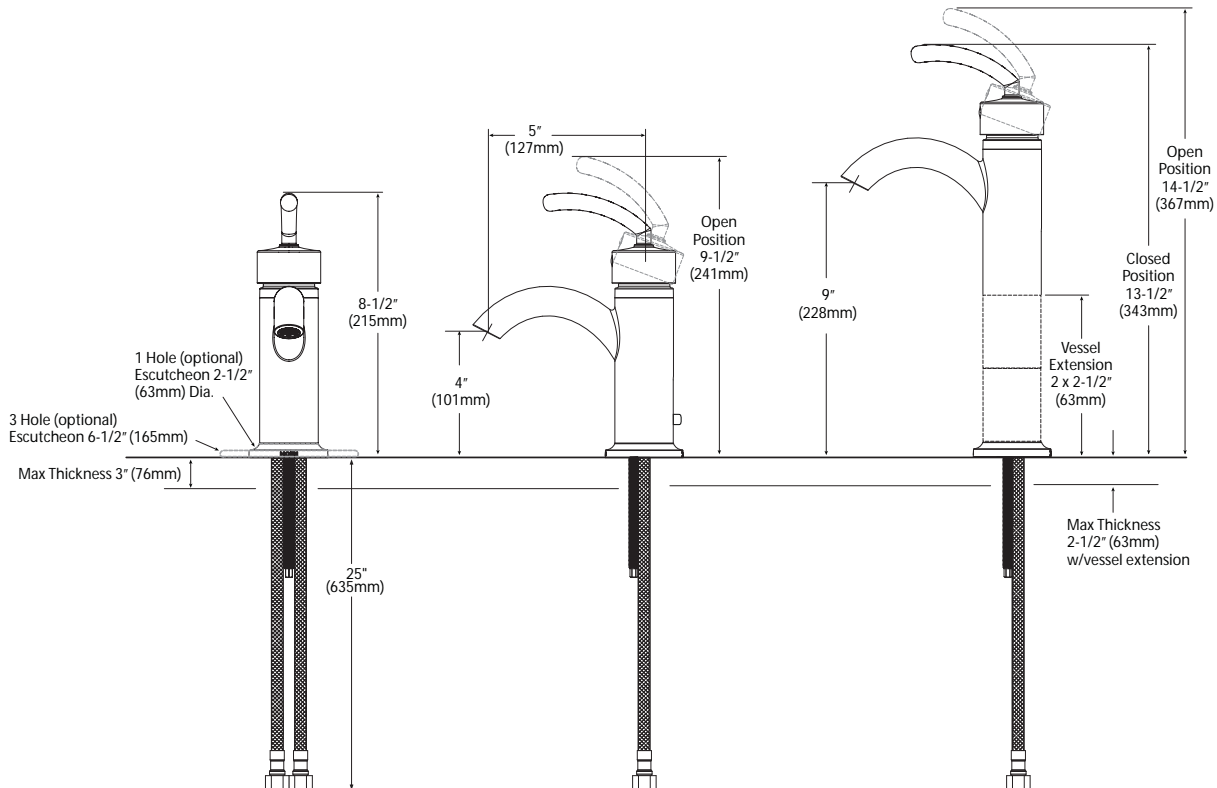


Icon™
Single-Handle Lavatory Faucet

Models: 6500 series

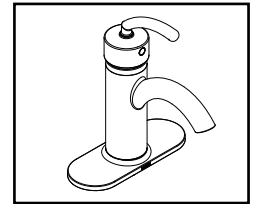
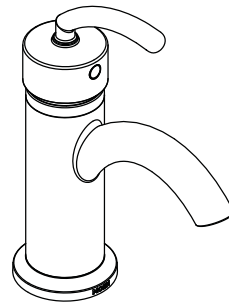
NOTE: THIS FAUCET IS DESIGNED TO BE INSTALLED THRU 1 HOLE, 1-1/8" MIN. DIA.

*Use A1717 Extension Kit for Vessel Sink Applications



CRITICAL DIMENSIONS

(DO NOT SCALE)



Icon™ Single-Handle Lavatory Faucet

Models: 6500 series

NOTE: THIS FAUCET IS DESIGNED TO BE
INSTALLED THRU 1 HOLE, 1-1/8" MIN. DIA.

*Use A1717 Extension Kit for Vessel Sink Applications

