



Buy it for looks. Buy it for life.®

Specifications

DESCRIPTION

- Metal construction with various finishes identified by suffix
- Includes metal pop-up type waste assembly
- Includes optional 3 hole deck plate (escutcheon)
- Flexible supplies with 3/8" compression fittings

OPERATION

- Pivot action lever style handle
- Temperature controlled by 100° arc of handle travel


FLOW

- Water usage is limited to these maximum flow rates as indicated by the corresponding product markings
 - 1.2 gpm max (4.5L/min) at 60 psi

CARTRIDGE

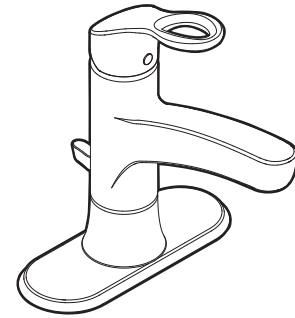
- 1255™ Duralast™ cartridge for Single-Handle Faucets

STANDARDS

- Third party certified to WaterSense®, ASME A112.18.1/CSA B125.1 and all applicable requirements referenced therein
- Certified to NSF 61/9 & 372
- Products marked with 1.2 gpm are compliant with California water efficiency regulations
- Complies with California Proposition 65 and with the Federal Safe Drinking Water Act
- **ADA**  for lever handle

WARRANTY

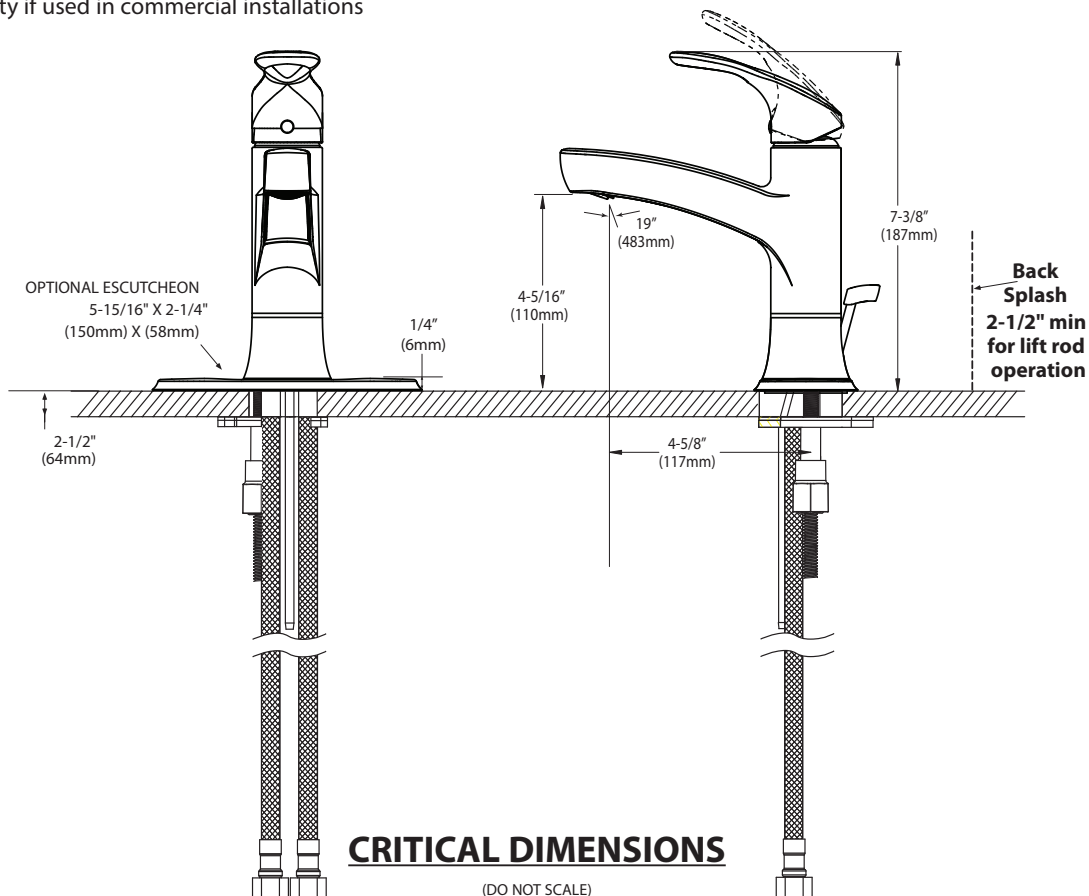
- Lifetime limited warranty against leaks, drips and finish defects to the original consumer purchaser
- 5 year warranty if used in commercial installations



Kleo™ Single-Handle Lavatory Faucet

Model: WS84900

NOTE: THIS FAUCET IS DESIGNED TO BE INSTALLED THRU 1 HOLE, 1-1/8" MIN. DIA.



FOR MORE INFORMATION CALL: 1-800-BUY-MOEN

www.moen.com