



Buy it for looks. Buy it for life.®

There is more than 1 version of this model.
Page down to identify the version you have.

FAUCET DESCRIPTION

- Metal construction with various finishes identified by suffix
- 1/2" IPS connections

OPERATION

- Lever style handles
- Maximum handle rotation angle is 90° to full on for either handle
- Hot side counterclockwise to open (clockwise to close)
- Cold side clockwise to open (counterclockwise to close)

FLOW

- Flow is limited to 1.5 gpm max (5.7L/min) at 60 psi, for products made before October 2008 flow is limited to 2.2 gpm max (8.3 L/min)

CARTRIDGE

- 1234™ Duralast™ cartridge
- Nonmetallic, nonferrous and stainless steel material

STANDARDS

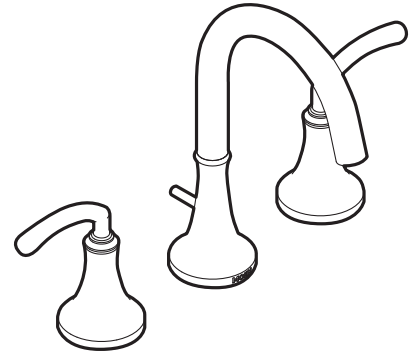
- Third party certified to WaterSense®, ASME A112.18.1/CSA B-125.1, and all requirements referenced therein
- Certified to NSF 61/9 & 372
- Complies with California Proposition 65 and with the Federal Safe Drinking Water Act

- **ADA**  for lever handle

WARRANTY

- Lifetime limited warranty against leaks, drips and finish defects to the original consumer purchaser
- 5 year warranty if used in commercial installations

Specifications



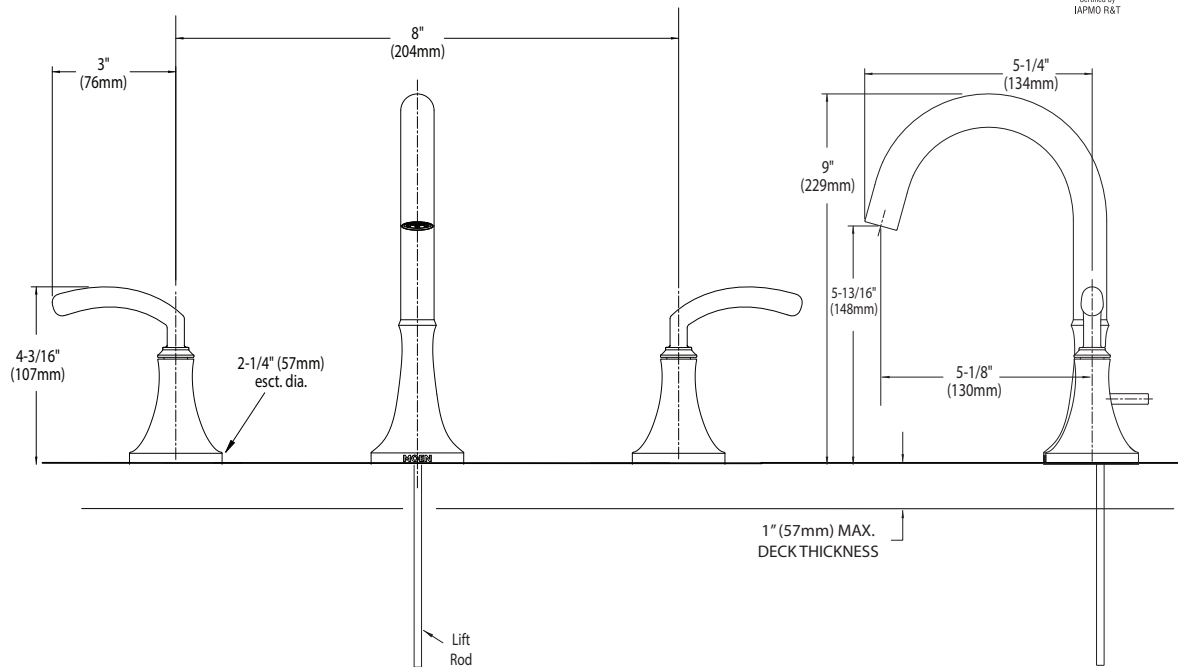
ICON™ Two Handle Widespread Lavatory Faucet

Models: TS6520 series

Valve: 9000, 69000

NOTE: THIS FAUCET IS DESIGNED TO BE INSTALLED THRU 3 HOLES, 1-1/8" MIN. DIA.

NOTE: FOR DECK THICKNESS 1-1/2" to 3", USE SERVICE KIT #175709. VALVES INSTALL THROUGH 1-1/4" DIA. HOLE.



CRITICAL DIMENSIONS

(DO NOT SCALE)



Buy it for looks. Buy it for life.®

Specifications

FAUCET DESCRIPTION

- Metal construction with various finishes identified by suffix
- 1/2" IPS connections

OPERATION

- Lever style handles
- Maximum handle rotation angle is 90° to full on for either handle
- Hot side counterclockwise to open (clockwise to close)
- Cold side clockwise to open (counterclockwise to close)


FLOW

- Flow is limited to 1.5 gpm max (5.7L/min) at 60 psi, for products made before October 2008 flow is limited to 2.2 gpm max (8.3 L/min)

CARTRIDGE

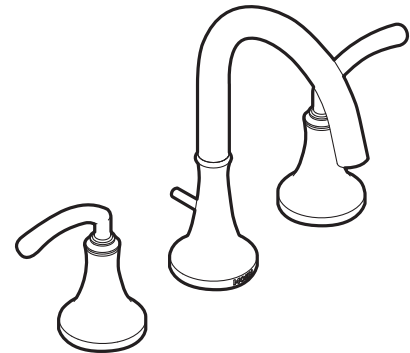
- 1224 cartridge design
- Nonmetallic, nonferrous and stainless steel material

STANDARDS

- Third party certified to WaterSense®, ASME A112.18.1/CSA B-125.1, and all requirements referenced therein
- Certified to NSF 61/9 & 372
- Complies with California Proposition 65 and with the Federal Safe Drinking Water Act
- **ADA**  for lever handle

WARRANTY

- Lifetime limited warranty against leaks, drips and finish defects to the original consumer purchaser
- 5 year warranty if used in commercial installations



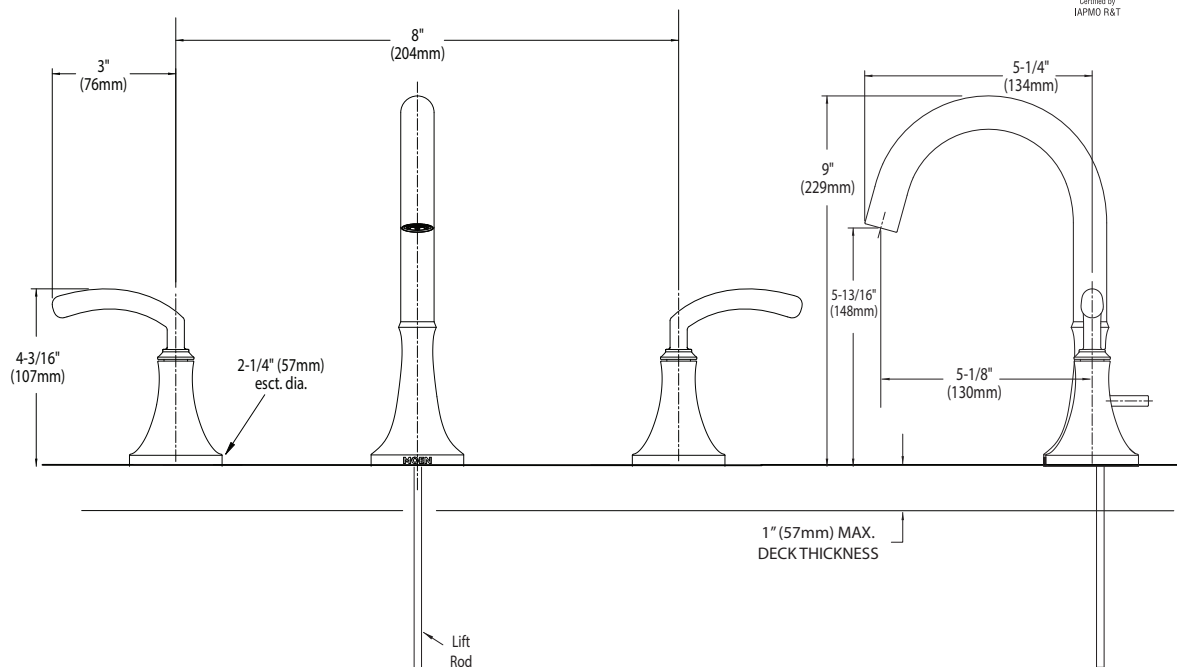
ICON™ Two Handle Widespread Lavatory Faucet

Models: TS6520 series

Valve: 9000, 69000

NOTE: THIS FAUCET IS DESIGNED TO BE INSTALLED THRU 3 HOLES, 1-1/8" MIN. DIA.

NOTE: FOR DECK THICKNESS 1-1/2" to 3", USE SERVICE KIT #115001. VALVES INSTALL THROUGH 1-1/4" DIA. HOLE.



CRITICAL DIMENSIONS

(DO NOT SCALE)